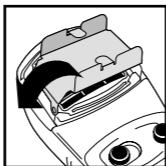
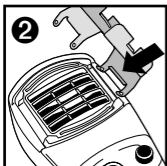


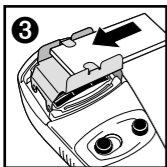
# ThermaSCENT Refill Kit

*The ThermaSCENT Refill Kit lasts for up to 12 hours and contains 1 ThermaCELL butane cartridge and 3 mats. Just saturate the mat with any scent, slide the mat onto the ThermaSCENT grill, and insert the new butane cartridge. When you arrive at your hunting spot, simply turn the unit on to start attracting game.*


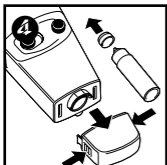
**1** Saturate a ThermaSCENT mat with any deer scent or cover scent. The mat will hold 1/2 ounce of liquid and will continuously release scent for up to 4 hours when heated. Pour 1/2 ounce of deer urine or cover scent into a small ziplock bag. Then add the mat. Let the mat absorb the liquid.



Attach the platform to the grill of the scent dispenser. Hook the platform's two feet under the edge of the grill. Then press down on the other end of the platform until it clicks into place on top of the grill.



Slide saturated mat under the two tabs on top of the platform. The mat is specifically designed to be longer than the platform. As liquid evaporates from the center of the mat, liquid at the ends of the mats will wick toward the center allowing scent to be dispensed for a longer period of time.



Remove scent dispenser cover and butane cartridge cap.

Screw the cartridge into the opening of the scent dispenser. Make sure the cartridge is fully inserted by turning it clockwise until it stops. Replace the scent dispenser cover. One ThermaCELL® butane cartridge

lasts up to 12 hours. If your scent dispenser fails to heat, it may be out of fuel. Check the fuel level by holding the scent dispenser vertically and looking at the fuel gauge on the bottom. You can see the amount of butane in the cartridge. Replace if empty.